

Scopoli, G. A. 1763.

1 pl. w/ new figs.

05604

Genera:

Hemerobius 270-271

Panorpa 271

Raphidia 272

Papilio (part p. 168)

(also for Ascalaphus)

E/QL 482
J854
uau4

05604

IOANNIS ANTONII SCOPOLI

MED. DOCT. S. C. R. ET APOST. MAIEST. MONTANÆ
CIVITATIS IDRIÆ PHYSICI

ENTOMOLOGIA

CARNIOLICA

EXHIBENS

INSECTA

CARNIOLIÆ INDIGENA

ET

DISTRIBUTA IN ORDINES, GENERA,

SPECIES, VARIETATES.

METHODO LINNÆANA.



VINDOBONÆ,

TYPIS IOANNIS THOMÆ TRATTNER,
CAES. REG. AVLÆ TYPOGR. ET BIBLIOP.

MDCCLXIII.

1763

(**) *Heliconii*.446. PAPILIO *Macaronius*. (†)

— long. lin. 10. lat. —

Diagn. Antennæ corpore nigro longiores, alæ luteæ: posticæ basi apiceque nigrae.Unicum cepi circa *Idriam*, in herbido colle.

Antennæ nigrae, longæ; clava lata, obtusa, brevis. Caput lin. (2) crassum, hirsutum.

Alæ integerrimæ lanceolatae, subtus quasi vernice lucida oblita; anticæ nervulis reticulatae & feminudæ; maculis binis, fuscis, ex eo reticulo transparentibus; posticæ flavæ, lin. (8) longæ, latiores anticis; apice nigro.

447. PAPILIO *Apollo*.

— long. unc. 1. & lin. 3½. ad lin. 7. lat. 11-12;

LINN. Syst. Nat. p. 465.

Faun. Svec. 2. 1032.

ROESEL. Papil. Diurn. Cl. II. Tab. 45. fig. 1. 2.

P. PODA. Mus. Græc. p. 66. Rhea.

Diagn. Albidus totus; alis anticis utrinque maculis (3-4), nigris, posticis utrinque ocellis binis cinnaberinis; pupilla alba; iride nigra.Habitat ad radicem alpium nostrarum, præsertim ad pedem *M. Greben*, *Grindovitz*, in *Kankerthall* & supra *Gariutsche* inter *Veldes* & *Vochein*.Huic, præter dicta, propria sunt. 1. Facies *Papil. Cratægi*, quo paulo major. 2. Nativitas circa dies caniculares. 3. Volatus lentus, quo captu facilis redditur. 4. Macula nigra alæ anticæ marginem inferiorem spectans subrotunda. 5. Alæ ejusdem limbus fere nudus. 6. Ala utraque pellucens, strepens, subtus lucida nudiufcula. 7. Antennæ lin. (5) longæ; clava nigra; stipite albo-nigroque vario. 8. Ad basim alæ posticæ subtus maculæ duæ, cinnaberinæ.

Hujus

(†) In honorem *Merlini Coccaji* Poëtæ Mantuani lepidissimi, edito *Macaronicorum* opere clari.Hujus causa potissimum, *Danaï* candidi Europæi *Heliconiæ* gentis *Novitii* facti in *Faun. Svecica* 2.

- Variat 1. supra ocellis pallide cinnaberinis, & maculis binis atris ad angulum ani.
2. — ocellis cinnaberinis; pupilla excentrica, maculis ad angulum ani iisdem.
3. — ocellis iisdem, maculis ad angulum ani rubro puncto notatis.
4. — — maculis hisce cinnaberinis; margine nigro.
5. — ocello postico antice obtuso aut emarginato.
6. — — eodem pupilla alba gemina.

Larvam & pupam descripsit ROESELIIUS. l. c. p. 29-36.

448. PAPILIO *Cratægi*.

— long. unc. 1. & lin. 2. lat. 8½.

LINN. Syst. Nat. p. 467.

Faun. Svec. 2. 1034.

ROESEL. Papil. Diurn. Cl. II. Tab. 3. fig. 5. 6.

P. PODA. Mus. Græc. p. 62-63.

Diagn. Albus totus; alarum venis, præsertim subtus, nigris.Habitat in *Pruno domestica* & *Cratægo spin.*Margo alarum anticarum sæpius denudatus, posticarum non item; lunula nigra ad costam primorum non semper adest. Conventicula insituit æstate circa vias publicas, cænosas, & circa rivulos. Delectatur floribus *Brassicæ* & *Salviæ hortensis*.Larva supra nigra, sub communi tentorio in societate vivens, quod deserit Majo M. integras arbores foliis suis sæpe denudans; maculis fulvis ad latus utrumque undecim. Pupa flavicans, nigromaculata, antice acuminata; hinc natus *Papilio* frœconium roseum excernit, aut bolarem. *Fœmina* antennæ clavam semialbam gerit.

ASC.

fig. 446?

M. S. P.
2771761

Larva perfecta testacea, decem lin. longa, litera (π) nigra in occipite notata; dorso linea nigra undique submarginali, aliaque media longitudinali, puncto nigro utrinque inter lineam mediam & marginem. Posticus thorax punctis nigris tribus, quorum medium tetragonum. Abdomen incifuris margine nigris. Pedes immaculati. Tibiæ externo latere ciliatæ. Tales larvas integras, eduxi ex ventriculo *Ardeæ* cujusdam. Paritura defuerunt aquas, Aprili & Majo M; irrepunt *Salicibus*, vicinisque hortorum sepibus, unde nascitur

Insectum antennis nigris (6-7) lin. longis; oculis nigris. Thorace nigro, marginato, lateraliter cicatrizato. Corpore subtus subferrugineo. Alis nitidis, albidis; venis fuscis ramosisque. Pedibus fuscis. Setis caudalibus fuscis: articulis (43-46). *Phryganeas* hæc prædantur *Lacertæ Agiles*.

HEMEROBIUS.

LINN. *Syst. Nat.* p. 549.706. HEMEROBIUS *Fulvicephalus*.

— long. lin. 10.

Diagn. Alæ hyalinæ; maculis marginalibus venulisque fuscis reticulatæ. Caput fulvum. Corpus nigricans.

Circa aquæductus *Fodinarum Istriensium*, non rarus.

Facies *Hem. Formicaleonis*, sed antennæ minime clavatæ. Alæ acuminatæ. Oculi fusco-virescentes. Collum utrinque dentatum. Caput fulvum; tuberculis tribus occipitalibus. Palpi fulvi. Abdomen inflexum, antennis longius. Corpus nigricans, lin. (5½) longum.

707. HEMEROBIUS *Flavus*.

— long. lin. 7½.

Diagn. Flavus; oculis nigris.

Circa aquas volitat, etiam primo vere.

Antennæ quoque flavæ. Abdomen muticum. Alæ hyalinæ albæ; venulis pallide virescentibus.

708. HEMEROBIUS *Chrysope*.

— long. lin. 6½.

LINN. *Syst. Nat.* p. 549.

Faun. Svec. 2. 1505.

FRISCH. *Inf.* 4. Tab. 23. fig. 5. p. 40-41.

Diagn. Viridi nigroque varius. Alæ hyalinæ viridi-fuscoque reticulatæ.

Circa fluvios, & *Salices* volitat.

Vasorum trunci in alis, ut & primi rami, luteo-virentes; ultimi ramuli fusci.

709. HEMEROBIUS *Perla*.

— long. lin. 6.

LINN. *Syst. Nat.* p. 549.

Faun. Svec. 2. 1504.

ROBSEL. *Suppl.* Tab. 21. formical. fig. 4.

Diagn. Corpus virens. Oculi viridi-aurati. Alarum vasa viridia.

Habitat cum priore.

Dubito, num Synon. FRISCHII superioris speciei, huc referendus sit, cum dicat animal ano fuscum fundere stercoreis humani odore.

PANORPA.

LINN. *Syst. Nat.* p. 551.710. PANORPA *Communis*.

— long. lin. 6.

LINN. *Syst. Nat.* p. 551.

Faun. Svec. 2. 1516.

FRISCH. *Inf.* 9. Tab. 14. fig. 1. mas.P. PODA. *Mus. Græc.* p. 100.

Diagn. Alæ æquales; macula apicis, fascia obsoleta, vasisque fuscis.

Passim in hortis & pratis.

Rostrum corneum, subvillosum; plica laterali; apice lacero-papilloso, terminatum superne corpusculis duobus bifidis palpigeris; palpis 4-articulatis, subtus corpore oblongo obtuso sustinente maxillas edentatas: apice nigro.

RA.

N. SP.

SP# 6576

SP# 2610

N. SP.

not new

not new

RAPHIDIA.

LINN. *Syst. Nat.* p. 552.711. RAPHIDIA *Ophiopsis*. — long. lin. 5½.LINN. *Syst. Nat.* p. 552.

Faun. Svec. 2. 1517.

ROESSEL. *Suppl. Formic. Tab.* 21. fig. 6. 7.P. PODA. *Muf. Græc.* p. 101.*Diagn.* Corpus nigrum. Pedes æquediffiti.

Habitat etiam in sylvis.

Maxillæ tridentatæ. Palpi (4); basi albis articulis (3-4). Antennæ lin. (2½) longæ. Thorax longus, capite tenuior. Alæ hyalinæ; venis atris, pilosis reticulatæ; macula fusca marginali. Abdomen segmentis subtus margine albidis, supra punctis tribus albidis. Femora nigra. Tibiæ fordide ferruginæ.

712. RAPHIDIA *Mantispa*. — long. lin. 5½.P. PODA. *Muf. Græc. pag.* 101. *Tab.* 1. fig. 15.

Diagn. Pedes antici, a reliquis remoti ex apice thoracis prope caput orti; tibiis fuscescentibus latis, subtus spinosis.

In *Carniola* calidiore, ad fepes.

Thorax & femora antica flavescientia. Pedes alii pariter flavi. Alæ macula marginali ferruginea. Manuum anticarum loco uncus reflexus.



OR-

ORDO V.

ACULEATA.

HYMENOPTERA.

LINN. *Syst. Nat.* p. 553.

CYNIPS.

LINN. *Syst. Nat.* p. 553.713. CYNIPS *Rosæ*.

Alæ anticæ long. — lat. —

LINN. *Syst. Nat.* l. c.

Faun. Svec. 2. 1518.

FRISCH. *Inf.* 6. N. 1. *Tab.* 1. N. 3.

Diagn. Abdomen ferrugineum; postice nigrum. Pedes ferruginei.

Habitat in hispida *Galla Rosæ canina*, *Bedeguar* officin.

714. CYNIPS *Hieracii*.

— long. — lat. —

LINN. *Syst. Nat.* l. c.

Faun. Svec. 2. 1519.

Habitat in *Hieracio murorum*, *galla caulina*, hirsuta.

715. CYNIPS *Glechomæ*.

— long. — lat. —

LINN. *Syst. Nat.* l. c.

Faun. Svec. 2. 1520.

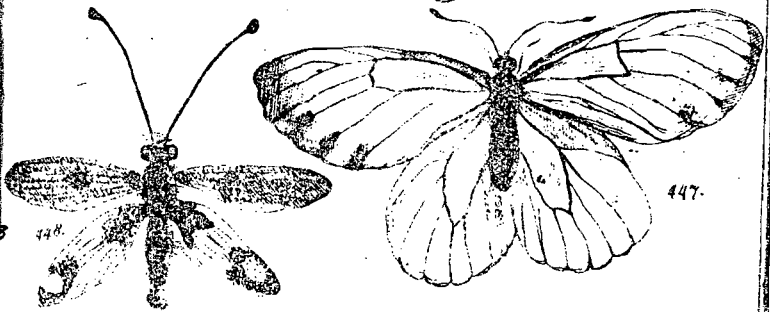
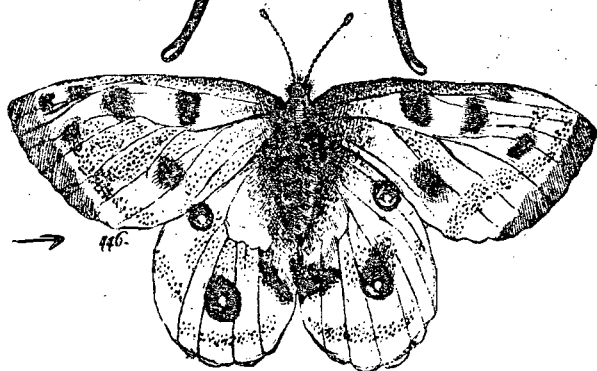
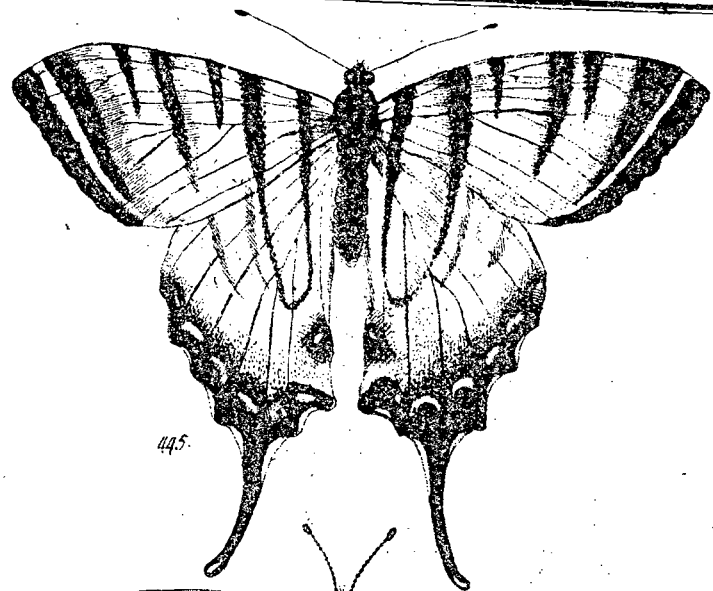
Habitat in *Glechoma hederacea*, *galla folii* subhirsuta.

716. CYNIPS *Quercus petioli*.


— long. — lat. —


U

LINN.



448 →





Bibliography of the Neuropterida

Bibliography of the Neuropterida Reference number (r#)
5604

Reference Citation:

Scopoli, J. A. 1763 [1763.??]. Entomologia Carniolica, exhibens insecta Carnioliae indigena et distributa in ordines, genera, species, varietates, methodo Linneana. Trattner, Vindobonae. 420 pp.

Copyrights:

Any/all applicable copyrights reside with, and are reserved by, the publisher(s), the author(s) and/or other entities as allowed by law. No copyrights belong to the Bibliography of the Neuropterida. Work made available through the Bibliography of the Neuropterida with permission(s) obtained, or with copyrights believed to be expired.

Notes:

Digital file produced from photocopy in Oswald collection.

File:

File produced for the Bibliography of the Neuropterida (BotN) component of the Global Lacewing Digital Library (GLDL) Project, 2006.